



Journal of Materials and Engineering Structures

Research Paper

Research on Design Method of Long-life Asphalt Pavement

Jinzhao Sun^a, Shengkun Wu^b, Wenbing Zhu^b, Yong Lu^c, Hao Wu^c, Yucheng Huang^{a,*}, Qiang Tang^{a, d, e}

^aSchool of Rail Transportation, Soochow University, Suzhou, China

^bJiangsuSuqian Communication Engineering Construction Co., Ltd., Suqian, China

^cJSTI, Nanjing, China

^dKey Laboratory of Ministry of Education for Geomechanics and Embankment Engineering, Hohai University, Nanjing, China.

^eJiangsu Research Center for Geotechnical Engineering Technology, Hohai University, Nanjing, China.

ARTICLE INFO

Article history :

Received : 15 November 2020

Revised : 21 December 2020

Accepted : 21 December 2020

Keywords:

Long-life Pavement Structure

Asphalt Material

Structural Design

ABSTRACT

In recent years, the problem of early damage of asphalt pavement has been basically solved, and the service performance has been improved, but there are still some deficiencies in design life and service life. This paper investigates the long-life asphalt pavement structure, analyzes the design method of asphalt mixture, and summarizes the pavement design theory and related software. The long-life asphalt pavement with semi-rigid base, flexible base and combined base structure has been designed by four method, including typical load, Per-Road, D50-2006 and D50-2017. Four methods were compared by designing long-life pavements with semi-rigid base and flexible base. The results show that the proposed asphalt pavement structure can meet the requirements of Per-Road, typical load design and D50-2006. However, D50-2017 has higher requirements for the bending and tensile fatigue life of the base layer and requires a thicker base layer. When d50-2017 is used to design flexible base pavement, the fatigue life of asphalt layer should be the main control index, and the fatigue life of sub base course should be the main control index in other pavement design. It remains to be seen whether the proposed highway structure can achieve the design goal of long-life asphalt pavement.

F. ASMA & H. HAMMOUM (Eds.) special issue, 3rd International Conference on Sustainability in Civil Engineering ICSCCE 2020, Hanoi, Vietnam, J. Mater. Eng. Struct. 7(4) (2020)

1 Introduction

Asphalt has become one of the most important pavement for its construction continuity and other characteristics. At the same time, asphalt pavement has high-temperature stability and low-temperature crack resistance, which greatly improves the safety of the road, making people travel more efficient and comfortable. However, due to the effect of traffic load and

* Corresponding author. Tel.: +86 17551318603.

E-mail address: ychuang@suda.edu.cn

natural oxidation, asphalt pavement is easy to damage and aging, and this will shorten its life. The design life of asphalt pavement in various countries in the world is shown in Table 1. According to the investigation, the service life of the current asphalt pavement is about 7 or 8 years. If major or medium repairs are not carried out, it will not meet the service performance. However, frequent repairs will consume a lot of manpower and financial resources. And frequent construction of roads will also reduce the capacity of the highway. Therefore, designing a long-life asphalt pavement has become an urgent research issue.

Table 1. Design life of asphalt pavement in various countries

Country	China	US	Germany	UK	France	Japan	Canada
Design life (year)	15	20~40	30~40	40	30~40	20~40	30~40

In 20th century, long life pavement has become a popular research issue in the world [1-5]. European Long-Life Pavements Group (ELLPAG) has conducted a number of studies on long-life pavements and achieved good results [3]. In June 2004, ISAP (international Society for Asphalt Pavements) organized the "First International Conference on Long-Life Pavements" at Auburn University in the United States. The conference mainly introduced the use of long-life pavements in developed countries. In 2016, the International Symposium on permanent pavement was held in Jinan, China. The conference discussed the development feasibility of permanent pavement under heavy traffic conditions, and summarized and exchanged the development, application and performance of long-life pavement.

This paper investigated the current long-life pavement structures. compare different design software, different pavement structures were designed by four methods. This paper can provide reference to related research of long-life pavement.

2 Long-life asphalt pavement structure

By investigating the long-life asphalt pavements that have been built in China, three pavement structures including semi-rigid base, flexible base and combined base, have been obtained in Table 2.

Table 2. Three pavement structures for long-life asphalt pavement

Structure combination	Semi-rigid base		Flexible base		Combined base	
	Mixture type	thickness (cm)	Mixture type	thickness (cm)	Mixture type	thickness (cm)
Surface	Modified asphalt SMA-13	6	Modified asphalt SMA-13	4	Modified asphalt SMA-13	4
	Continuously reinforced cement concrete	24	Modified asphalt Sup-20 Ordinary asphalt Sup-25	6 8	Modified asphalt AC-20	6
Base	Cement stabilized macadam	26	Ordinary asphalt ATB-25	20	Asphalt Macadam LSM-25	18
			Graded gravel	20	Low-dose cement stabilized gravel	20
Sub-base	Lime soil	20	Low-dose water stabilized gravel	20	Lime soil	24

3 Theoretical method of long-life asphalt pavement design

3.1 Long-life pavement design software

The design software of long-life pavement includes FPS 21 of TxDOT (Texas Department of Transportation), TxME of TTI (Texas Transportation Institute), PerRoad of NCAT (National Center for Asphalt Technology), the permanent pavement design software of Shandong Provincial Transportation Research Institute. The mechanics calculation model of all the above software is the same as the traditional road design method, which is based on the elastic layered system design, but they have

some differences in the value standard of the design index. The comparison results of different design methods are shown in Table 3.

Table 3. Comparison of different design methods

project	FPS 21	TxME	PerRoad 4.4	Shandong Research Institute
Design method	Linear elastic analysis	Linear elastic analysis	Linear elastic analysis	Linear elastic analysis
Reliability analysis	No	Yes	Yes	No
operation hours	Short (<10s)	Medium (<2min)	Long	medium
Maximum design level	7	7	5	/
Output	Suggested design choices	Monthly disease or performance forecast	Number of years required to produce specific diseases	Suggested design choices
Analysis cycle	> 20 years	> 20 years	> 20 years	> 20 years
Fatigue limit	No	Determine single value strain	Compare and determine strain distribution and user input	Yes
Permanent pavement structure	Needs correction	Needs correction	Needs correction	No
Software modifiable	Yes	Yes	No	No

3.2 Comparison of different design software

Referring to the investigated long-life asphalt pavement structure, the long-life pavements of three types including semi-rigid base, flexible base, combined base are designed respectively using the environment of a certain highway. The design methods used are Typical Load, PerRoad, Specification for Design of Highway Asphalt Pavement (JTG D50-2006) and Specification for Design of Highway Asphalt Pavement (JTG D50-2017). The design diagram is shown in Figure. 1.

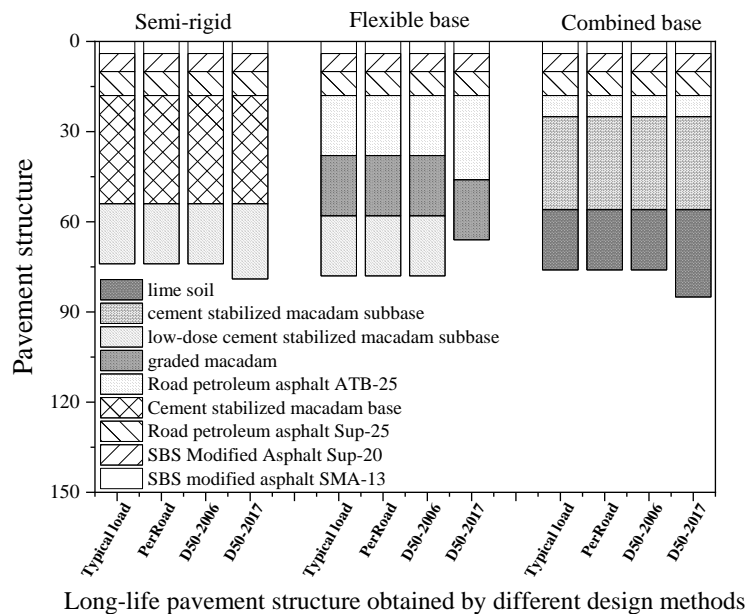


Fig. 1. Pavement structure drawings of different design methods/software

3.2.1 Semi-rigid base long-life pavement structure

In the design of PerRoad and typical load (overload 40%), the vertical compressive strain of the top of the soil foundation and the tensile strain at the bottom of the asphalt layer is far below the fatigue limit standard, which means the existing structure can meet the requirements of long-life asphalt pavement.

D50-2017 design method mainly adopts the concept of cumulative damage. Compared with the typical structure of Expressway, 6cm low dose Cement Stabilized Macadam Subbase is added to ensure that the bending fatigue life of low-dose cement stabilized Macadam Subbase meets the requirements of the specification as shown in Figure. 2. The existing structure designed according to D50-2006 meets the requirements, that is, D50-2017 design method has higher requirements for the base layer.

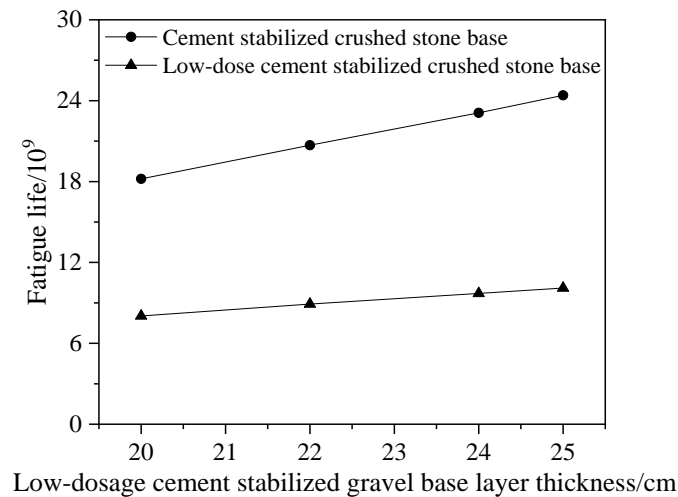


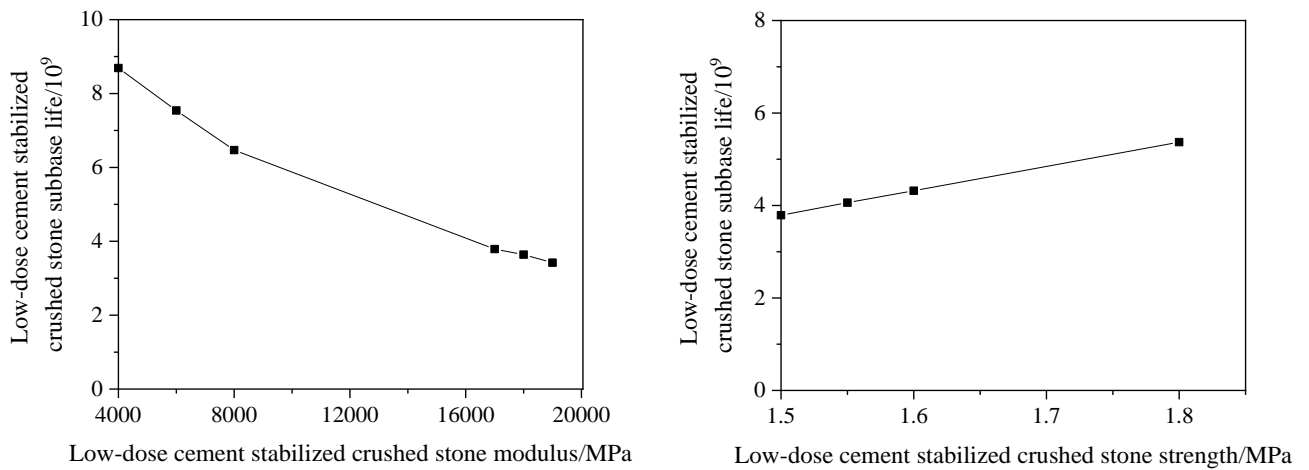
Fig. 2. Relationship between fatigue life and subbase thickness of inorganic binder stabilized material layer

3.2.2 Flexible base long-life pavement structure

In the design of PerRoad and typical load (overload 40%), the vertical compressive strain of the top of the soil foundation and the tensile strain at the bottom of the asphalt layer is far below the fatigue limit standard, which means the existing structure can meet the requirements of long-life asphalt pavement.

When adopting the D50-2017, the fatigue life of the low-dose cement stabilized macadam was 3.79×10^9 , while the design standard is 9.87×10^9 , and the fatigue life of the low-dose cement stabilized macadam couldn't meet the requirements. In order to optimize the structure, some attempts were adopted including increasing the thickness, reducing the modulus and increasing the strength. The results show that when the thickness of the base was increased to 50 cm, the fatigue life of the low-dose cement stabilized macadam was able to meet the requirements. At this time, the thickness was increased by 150% relative to the original structure. The increase in modulus will further reduce its fatigue life, which means the improvement of strength will be limited in Figure. 3. The increase in strength will lead to an increase in modulus, but the effect of them is contrary to the road life.

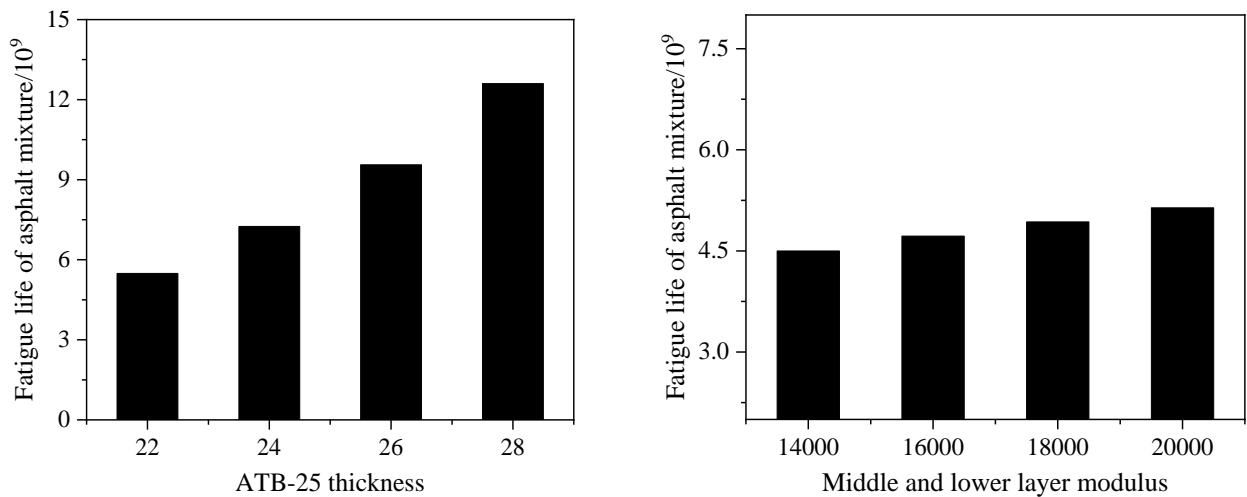
Considering the impact of increase in the thickness on the road surface elevation and cost, an attempt was made to adopt a fully flexible asphalt pavement, that is no low-dose cement stabilized macadam subbase was set. Set the initial pavement structure to 4cm SBS modified asphalt SMA-13+6cm SBS modified asphalt Sup-20+8cm road petroleum asphalt Sup-25+20cm road petroleum asphalt ATB-25+20cm graded macadam. At this time, the fatigue life of the asphalt layer was 4.19×10^7 , and the design standard is 1.23×10^8 , which means it couldn't meet the requirements. Therefore, consider increasing the thickness of the ATB-25 base layer or increasing the modulus of the middle and lower layers. According to the relationship between the fatigue life of the asphalt mixture and the thickness of the ATB-25 base layer and the modulus of the middle and lower layers of the asphalt mixture in Figure. 4, the design of the pavement structure scheme is 4cm SBS modified asphalt SMA-13+6cm SBS modified asphalt Sup-20+8cm road petroleum asphalt ATB-25+28cm road petroleum asphalt ATB-25+20cm graded macadam.



a. The relationship between fatigue life and modulus

b. The relationship between fatigue life and thickness

Fig. 3. Fatigue life relationship diagram of low-dosage cement stabilized macadam subbase



a. The relationship between fatigue life and ATB-25 thickness

b. The relationship between fatigue life and modulus of middle and lower layers

Fig. 4. Diagram of fatigue life of asphalt mixture

3.2.3 Combined base long-life pavement structure

In the design of PerRoad and typical load (overload 40%), The tensile strain at the bottom of the asphalt layer is far below the fatigue limit standard, which means it can meet the design requirements of long-life asphalt pavement.

When the D50-2017 design is adopted, the fatigue life of the water-stable gravel sub-base in the combined base test road of the expressway along the Yangtze River is 6.51×10^9 , the fatigue life of lime-lime soil is 8.19×10^9 , and the design standard is 9.87×10^9 , which means the fatigue life of lime-lime soil couldn't meet the requirement. In order to meet the requirements, the asphalt pavement structure designed added 9cm of lime-lime soil base in Figure. 5.

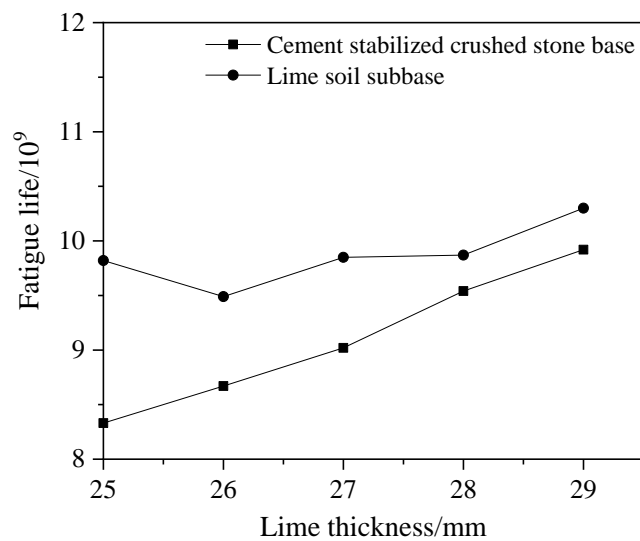


Fig. 5. The relationship between the fatigue life of inorganic binder stabilized material layer and the thickness of limestone

4 Conclusions

Summarized the current long-life pavement structure, long-life pavement design theory and method, compared four design methods, and reached the following conclusions:

- According to the different base materials, the long-life asphalt pavement can be divided into three types: semi-rigid pavement structure, flexible pavement structure and combined pavement structure.
- The mechanical index of long-life pavement design is mainly based on the calculation of linear elastic system, and the concept of fatigue limit is the mainstream concept of long-life pavement design.
- Long-life pavement mainly includes PerRoad software, D50-2017, typical load and D50-2006 four design methods. When D50-2017 is used to design semi-rigid base pavement structure or combined base pavement structure, for semi-rigid base or semi-rigid base, the fatigue life requirements are higher.

Acknowledgements

The research presented here is supported by the National Nature Science Foundation of China (52078317), Natural Science Foundation of Jiangsu Province (BK20170339), project from Jiangsu Provincial Department of Housing and Urban-Rural Development (2020ZD05), and Bureau of Housing and Urban-Rural Development of Suzhou (2019-14, 2020-15).

REFERENCES

- [1]- D. Hernando, V. Del, Guidelines for the design of semi-rigid long-life pavements. *Int. J. Pavement Res. Technol.* 9(2) (2016)121-127. doi:10.1016/j.ijprt.2016.03.003
- [2]- R. F. Soares, D. H. Allen, Y. Kim, C. Berthelot, J.B. Soares, M.E.Rentschler, A Computational Model for Predicting the Effect of Tire Configuration on Asphaltic Pavement Life. *Road. Mater. Pavement. Des.* 9(2) (2008) 271-289. doi:10.1080/14680629.2008.9690117
- [3]- B. Ferne, Long-life pavements—a European study by ELLPAG. *Int. J. Pavement. Eng.* 7(2) (2006)91-100. doi:10.1080/10298430600619059
- [4]- P. Wang, Y. Wen, K. Zhao, D. Chong, A.S.T.Wong, Evolution and locational variation of asphalt binder aging in long-life hot-mix asphalt pavements. *Constr. Build. Mater.* 68(15) (2014) 172-182. doi:10.1016/j.conbuildmat.2014.05.091
- [5]- W. Vavrik, W. Pine, S. Carpenter, Aggregate blending for asphalt mix design: Bailey method. *Transp. Res. Rec.* 1789 (2002) 146-153. doi:10.3141/1789-16